

Quick-Start Worksheets

Quick-Start Worksheets:

Drawing Ideas Quick-Start Worksheets make the sketching process easier and more comprehensive enabling you to plan out the key moments in a sequence, scene, or scenario, for better communication. The goal of these worksheets is to assist in the transition from writing to sketching helping you to plan richer visual stories to support your design process. This process is flexible, and the visuals and writing should inform each other and, ultimately, your argument. Use the first page of either the 3 frame or 5 frame worksheet sets to frame an understanding of the relationships between people, products, communications, interactions, and context. Then pull a cohesive story together using the second page to highlight the most descriptive images and text.

Events

List out the key points of interaction that can be designed for.

Inventory of Elements

List the key objects, people, elements, that shape this interaction.

Statement

Write a brief summary statement to focus and inform the sketch.

Sketch

Draw this interaction from a key viewpoint. Integrate people, elements, objects and context to create a compelling scene.

Alternative View Thumbnail Sketches

Draw this interaction from multiple angles. Play with scale, cropping, proximity, and detail.


--	--	--

--	--	--

--	--	--


Project Title

Author




Event

Statement



Event

Statement



Event

Statement